



Spy Lab

K-5 Theme Week

Spies collect fingerprints.

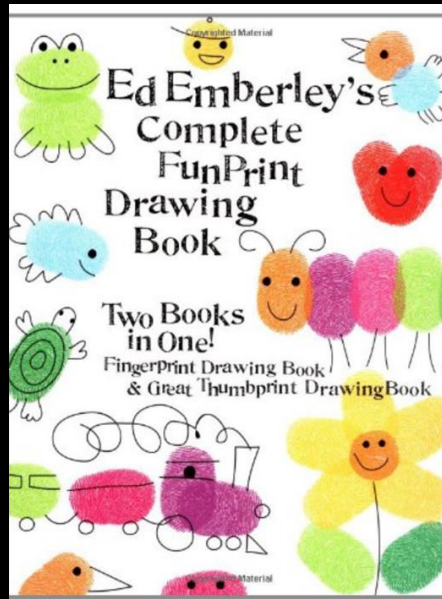
What can you draw from
fingerprints?

Activity Instructions

Materials: paper
ink or paint
pen


Directions:

1. Cover finger with ink.
2. Push finger onto paper.
*can be vertical or horizontal
1. Draw features to create
animals and other fun images.



Mind Memory Activity

[Click here](#) for spy
instructions!



Arch Fingerprint



Loop Fingerprint



Whorl Fingerprint

THE SCIENCE BEHIND FINGERPRINTS

Why are fingerprints important? (download the PDF)

Family Fingerprinting

Materials:

- One soft-leaded pencil
- Transparent tape

Time needed:

About 30 minutes

Directions:

1. Rub pencil lead on a piece of paper to create a 3 cm² "inkpad."



2. Rub your finger pad onto the lead square, covering the entire area until the joint.

3. Press a piece of clear tape onto the leaded pad of your fingertip.























4. Lift off the tape—be careful not to touch the print—and place the tape onto its proper square on the graph.

5. Have three friends or family do the same.



6. Investigate the fingerprints and label each one "W" for whorl, "A" for arch, "L" for loop, or "M" for a mixture in the small box next to each fingerprint.

	Thumb	Index	Middle	Ring	Pinky
Me					
Individual 1					
Individual 2					
Individual 3					

Questions:

1. What do you observe?
2. Who has loops, whorls, and arches?
3. Does anyone have a mixture?
4. What is the most common type of fingerprint in your group?
5. Can you find differences in the fingerprints that seem similar?



Books to Explore



What can you learn about being a spy? Click on links above to login. Ask your school librarian for username and password.

Digital eBooks and Audiobooks from Sno-Isle (Click on Picture to check them out!) [Get Library Card](#)

Click to return to digital summer reading resources.

Reading, Writing and Math

Check out the activities by grade below to support summer learning!

Summer's Greatest Hits activities can be repeated and practiced in any order.



Kindergarten

Third Grade

First Grade

Fourth Grade

Second Grade

Fifth Grade

Links to Explore

*How to make invisible ink

*Use Ciphers to plan a scavenger hunt


Science Links:

Fingerprinting Activity Video

STEM Day: Who Dunnit?

Dusting for Prints

Biometrics Facts for Kids



Spy Decoder Wheel